



Air/Gas and Vacuum - No Problem

MR-166US, -185US, -200US Liquid-Ring Pump

Application

The MR liquid-ring pump is specially designed for pumping liquids containing air or gas.

This versatile 3A compliant pump can be used in the food, pharmaceutical, chemical and similar industries.

You'll find the pump is mainly used for CIP return applications.

Standard design

All product wetted parts including the pump casing, casing cover and impeller are build with AISI 316L stainless steel.

The cap nuts, legs and leg brackets are constructed with AISI 304 stainless steel. Other design features include EPDM rubber elastomers and a cast iron adaptor coated in zinc for improved corrosion resistance.

Shaft seal

The mechanical single seals have stationary seal rings of stainless steel AISI 329 and rotating seal rings of carbon.

Technical data

Surface finish:32 Ra.
 Product wetted steel parts:Stainless steel AISI 316L and AISI 329L.
 Other stainless steel parts:Stainless steel AISI 304.
 Adaptor:Mild steel grade.
 Product wetted seals:EPDM (acc. to FDA).
 Max. inlet pressure:60 psi (4 bar).
 Temperature range14° F to 284° F (EPDM).

Motor

Standard C-faced, foot mounted motor according to NEMA standard. 1750 RPM. Class F.

Voltage and frequency

3~, 60 Hz, 230/460V.

Motor Sizes

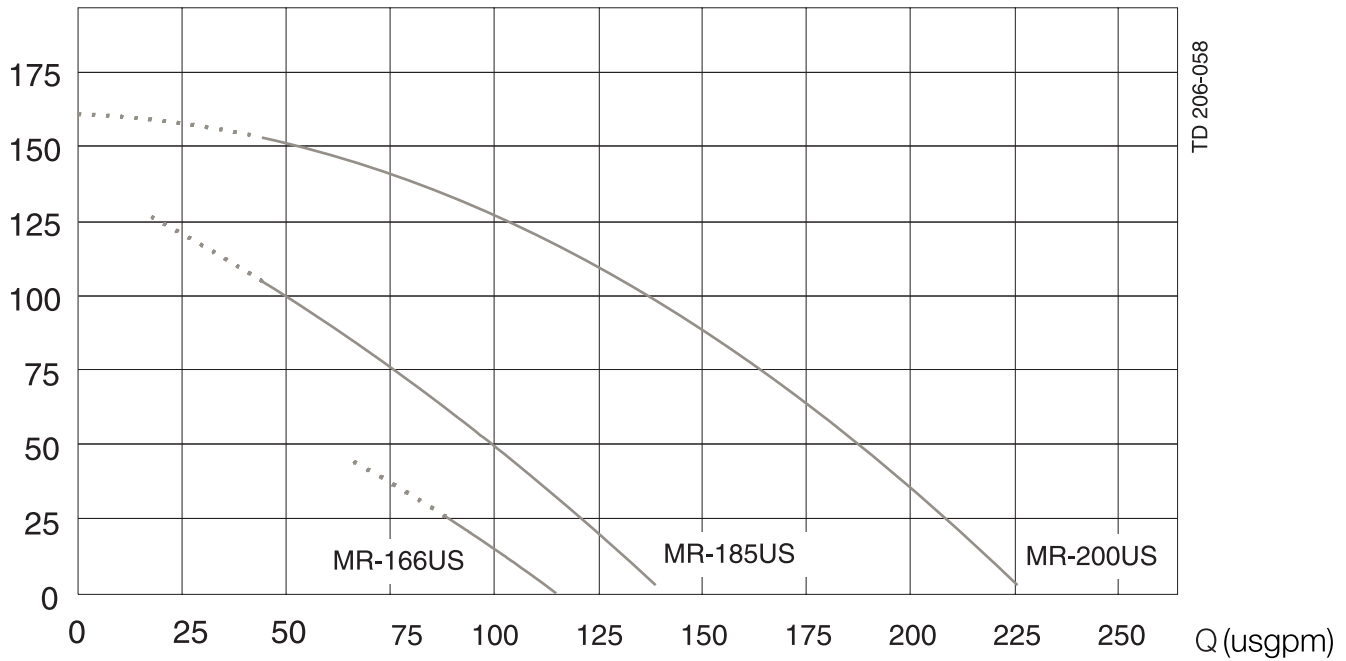
166	60 Hz:	3 Hp - 1750 RPM
185	60Hz:	7.5 Hp - 1750 RPM
200	60Hz:	15 Hp - 1750 RPM



MR-185US Pump

Volumetric flow MR-166US, -185US, -200US

H (ft)



Options

Equipment

- Other voltage and frequency.
- 20 Ra mechanical polish on wetted path.
- Drain in casing and cover.

Material grades

- Shaft seal with SIC/SIC is an option for the MR-185 and MR-200.
- Product wetted seals of Nitrile (NBR) or Fluorinated rubber (FPM).

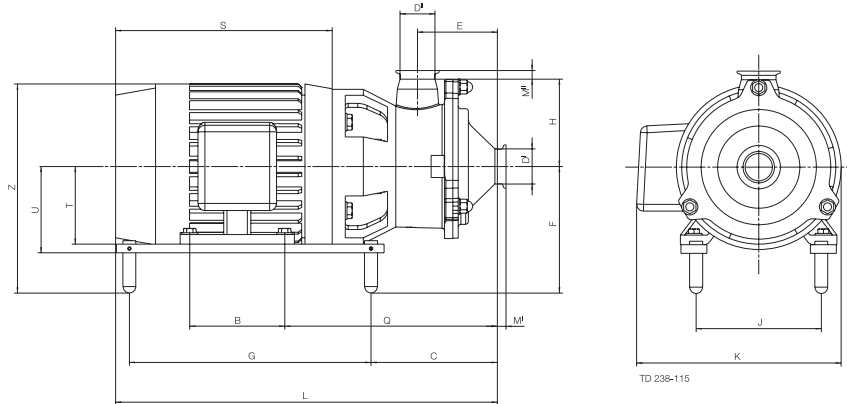
Ordering

Please state the following when ordering:

- Pump type.
- Voltage and frequency.
- Connections.
- Flow rate, pressure and temperature.
- Density and viscosity of product.
- Options.

Dimensions (inch)

166US/185US/-200US



Dimensions (inch)

MR-166/185US/200US 1800rpm.

Size	MR-166 US motor 3Hp (182TC)	MR-185 US motor 7.5Hp (213TC)	MR-200 US motor 15Hp (254TC)
B	4.50	5.50	8.25
C	8.82	10.44	12.45
E	6.61	4.61	4.61
F	7.75	8.50	10.00
G	12.5	14.00	14.50
H	5.08	6.06	6.06
J	7.75	8.75	10.25
Q	12.3	13.94	14.70
S	11.81	14.82	21.35
T	4.5	5.25	6.25
U	5.0	5.75	6.88
Z	12.52	14.07	16.35
K	11.89	13.99	17.2
L	21.6	26.18	30.07
Weight (lbs)		184	266

Note! Data for pump with legs and Sterling brand motor.

Connections (inch)

MR-166US: Inlet and outlet: 2"

D' 2" D'' 2"	Tri-clamp®	BS male
M ^I	0.5	1.06
M ^{II}	0.5	1.06

MR-185US and MR-200US: Inlet 3" and outlet: 2.5"

D' 3" D'' 2.5"	Tri-clamp®	BS male
M ^I	0.5	1.06
M ^{II}	0.5	1.06


900331/3

ESE00233ENUS 0705

The information contained herein is correct at the time of issue, but may be subject to change without prior notice.

How to contact Alfa Laval

Contact details for all countries are continually updated on our website. Please visit www.alfalaval.com to access the information direct.

 Authorized to carry the 3A symbol