



# Performance Curves

## LKH-120/P Multi-Stage, 50/60 Hz

Motor:	<b>3000 rpm. synchron.</b>
Tolerance:	±5%
Impeller, LKH-122/P:	206 mm
Impeller, LKH-123/P:	206 mm
Impeller, LKH-124/P:	206 mm
Pump inlet, Dia.:	76 mm, DN 80
Pump outlet, Dia.:	63.5 mm, DN 65

Performance data refer to water at 20°C.

### NOTE!

The curves refer to max. motor:

LKH-122/P, 22 kW, 2950 rpm. asynchr., 50 Hz

LKH-123/P, 37 kW 2940 rpm. asynchr., 50 Hz

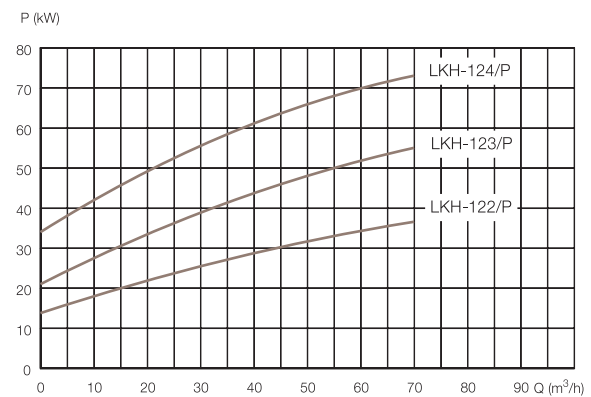
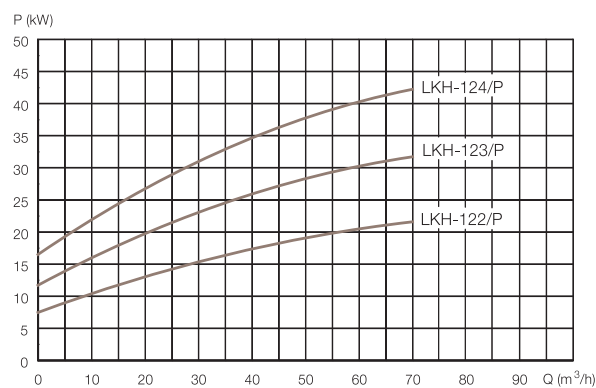
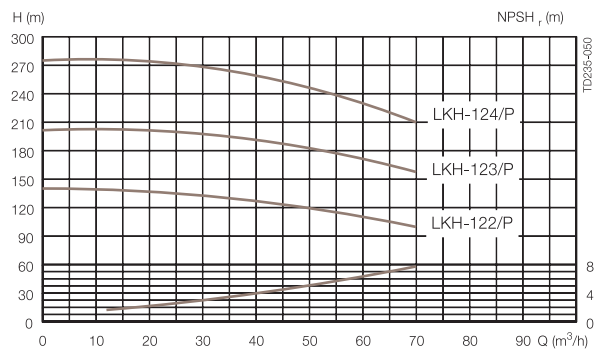
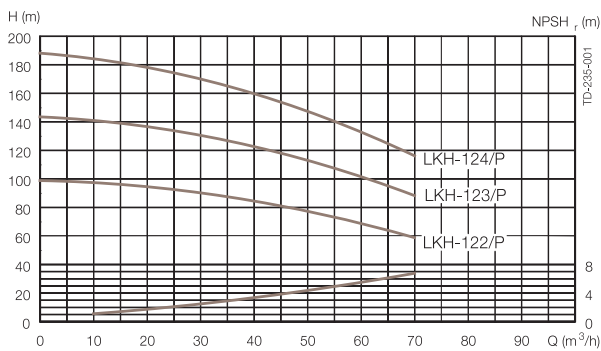
LKH-124/P, 45 kW 2955 rpm. asynchr., 50 Hz

For smaller motors, reduce head (H) by 3%

For inlet pressure > 10 bar, reduce head (H) by 5%

Performance data refer to water at 20°C.

DO NOT FORGET THE SAFETY FACTOR.



The information contained herein is correct at the time of issue, but may be subject to change without prior notice.

### How to contact Alfa Laval

Contact details for all countries are continually updated on our website. Please visit [www.alfalaval.com](http://www.alfalaval.com) to access the information direct.